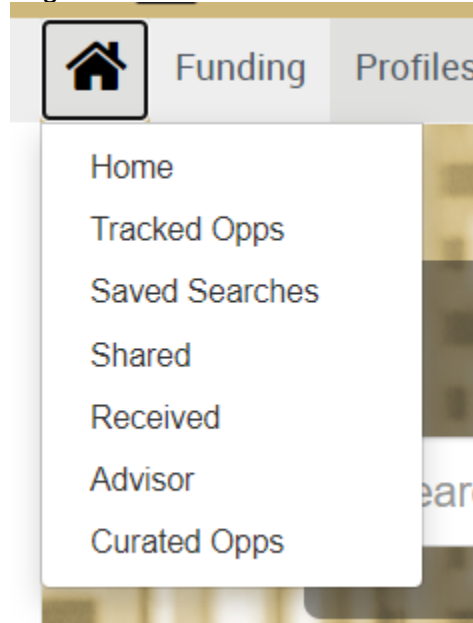


## Pivot-RP: Getting notified of funding opportunities

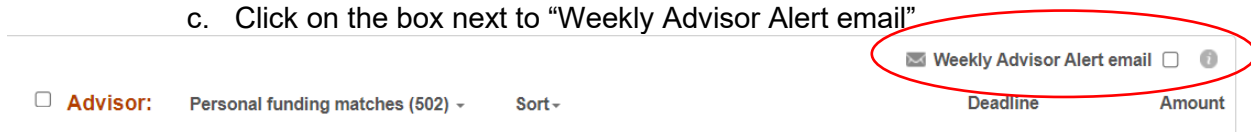
- 1) The Advisor is a powerful tool for Pivot-RP to find opportunities *for* you based on your Pivot-RP profile. Once you have claimed a profile, the Pivot-RP Advisor will start recommending opportunities that match that profile. You can choose to get a weekly email from Pivot-RP whenever the Advisor system finds more opportunities that match your profile. To do this:

- a. Log into Pivot and click on the house icon in the upper left of the home page



- b. Click on Advisor

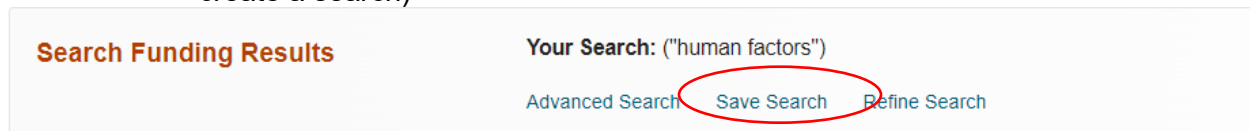
- c. Click on the box next to "Weekly Advisor Alert email"



- d. This will set up a weekly email that will be sent to you every Sunday.

- 2) You can have the results from a saved search sent to you weekly as well.

- a. Create a search and save it (see the instructions for Funding Searches on how to create a search)



- b. Name the search, and if you want a weekly email of updated opportunities for this search, check the box.

## Save your search



Choose a name for your search:

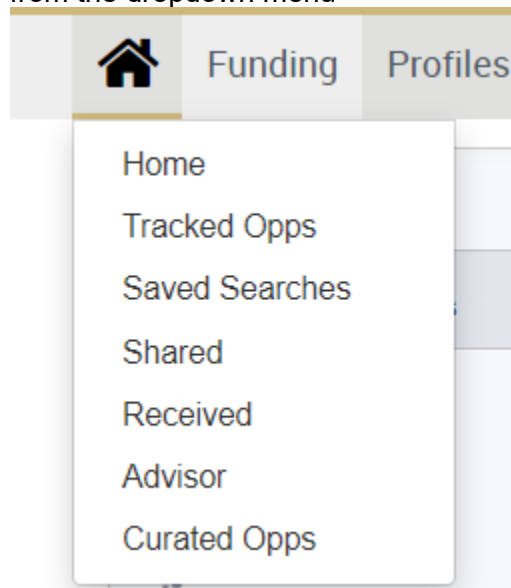
Enter name for search

☒ Would you like to receive a weekly email containing new or updated opps from this query?

Cancel

Save

- 3) If you have saved a search but didn't check the box for email updates at the time you saved it, you can set up emails to be sent to you from the Saved Searches area.
  - a. Click on the house icon in the upper left corner, and select "Saved Searches" from the dropdown menu



- b. Click on "options" for the saved search, and then click on "Alert email on."

### Email alerts

